

IPC Portotecnica



По вопросам продаж и поддержки обращайтесь:

Алматы (7273)495-231
Архангельск (8182)63-90-72
Астрахань (8512)99-46-04
Барнаул (3852)73-04-60
Белгород (4722)40-23-64
Брянск (4832)59-03-52
Владивосток (423)249-28-31
Волгоград (844)278-03-48
Вологда (8172)26-41-59
Воронеж (473)204-51-73
Екатеринбург (343)384-55-89
Иваново (4932)77-34-06
Ижевск (3412)26-03-58
Иркутск (395)279-98-46
Россия (495)268-04-70

Казань (843)206-01-48
Калининград (4012)72-03-81
Калуга (4842)92-23-67
Кемерово (3842)65-04-62
Киров (8332)68-02-04
Краснодар (861)203-40-90
Красноярск (391)204-63-61
Курск (4712)77-13-04
Липецк (4742)52-20-81
Магнитогорск (3519)55-03-13
Москва (495)268-04-70
Мурманск (8152)59-64-93
Набережные Челны (8552)20-53-41
Нижний Новгород (831)429-08-12
Киргизия (996)312-96-26-47

Новокузнецк (3843)20-46-81
Новосибирск (383)227-86-73
Омск (3812)21-46-40
Орел (4862)44-53-42
Оренбург (3532)37-68-04
Пенза (8412)22-31-16
Пермь (342)205-81-47
Ростов-на-Дону (863)308-18-15
Рязань (4912)46-61-64
Самара (846)206-03-16
Санкт-Петербург (812)309-46-40
Саратов (845)249-38-78
Севастополь (8692)22-31-93
Симферополь (3652)67-13-56
Казахстан (7172)727-132

Смоленск (4812)29-41-54
Сочи (862)225-72-31
Ставрополь (8652)20-65-13
Сургут (3462)77-98-35
Тверь (4822)63-31-35
Томск (3822)98-41-53
Тула (4872)74-02-29
Тюмень (3452)66-21-18
Ульяновск (8422)24-23-59
Уфа (347)229-48-12
Хабаровск (4212)92-98-04
Челябинск (351)202-03-61
Череповец (8202)49-02-64
Ярославль (4852)69-52-93

IPC GROUP SUMMARY

#3 EUROPEAN MANUFACTURER OF PROFESSIONAL CLEANING EQUIPMENT

IPC knows every detail of cleaning equipment, with five rehown and dedicated factories, it is the undisputed Italian leader.

INNOVATIONS

INNOVATION THAT DELIVERS PRODUCTIVITY

IPC's large R&D team works as a group of experts in cleaning innovation to deliver tangible productivity benefits at a fast pace.

KEY VALUES

CLIENT-CENTRIC

IPC's tremendous depth of expertise and know-how are focused on delivering to customers specific solutions, addressing effectively emerging cleaning needs together.

KEY VALUES

COMMITTED TO SUSTAINABILITY

IPC's sustainable technologies contribute every year to always higher standards of energy savings, water savings, and recycling of materials.

NETWORK

GLOBAL DISTRIBUTION

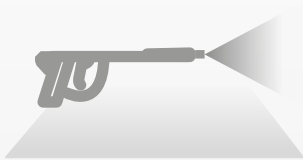
IPC has a global commercial network covering over 120 countries, with wide and complete service in reference markets.

PRODUCTS

COMPLETE PORTFOLIO

IPC provides a complete range of professional equipment including scrubber driers, professional vacuum cleaners, high pressure washers and manual equipment.

MORE THAN **1.000 SPECIALISTS** DEDICATED TO **"CLEAN ON"**



PORTOTECNICA

50.000 pieces of hp cleaners a year and a **4.500 sq/m** warehouse.

Number of patents: 33

Certificates: ISO 9001 Vision 2000, OHSAS 18001, EAC.




GANSOW

20.000 pieces of floorcare machines a year and a **7.000 sq/m** warehouse.

Number of patents: 24

Certificates: ISO 9001 Vision 2000, EAC (Gost), UNI EN.



SOTECO

250.000 pieces of vacuums a year and a **1.800 sq/m** warehouse.

Number of patents: 10

Certificates: ISO 9001 Vision 2000, ISO 14001, OHSAS 18001.



EUROMOP READYSYSTEM PULEX

7 million pieces of cleaning equipments a year and **11.500 sq/m** of warehouses.


Number of patents: 16

Certificates: UNI EN ISO 14021:2012.



FLOORCARE

OVERVIEW	4
SCRUBBER DRIERS	7
SWEEPERS	37
PACKAGING	54



SCRUBBER DRIERS - **WALK BEHIND**



LAVAMATIC 15 P. 18



LAVAMATIC 30 P. 20



LAVAMATIC 45 P. 22



LAVAMATIC 46 P. 24



LAVAMATIC 40 P. 26



LAVAMATIC 70 P. 28



LAVAMATIC 100 P. 30

SCRUBBER DRIERS - **RIDE ON**



LAVAMATIC 80 P. 32



LAVAMATIC 110 P. 34



LAVAMATIC 15R P. 18

SWEEPERS - **WALK BEHIND**



LION 500 M

P. 44



LION 460

P. 46



LION 520

P. 48



LION 600

P. 50

SWEEPERS - **RIDE ON**



1250

P. 52



SCRUBBER DRIERS

INNOVATIONS 8

SUGGESTED SECTORS 16

WALK BEHIND

LAVAMATIC 15 18

LAVAMATIC 30 20

LAVAMATIC 45 22

LAVAMATIC 46 24

LAVAMATIC 40 26

LAVAMATIC 70 28

LAVAMATIC 100 30

RIDE ON

LAVAMATIC 80 32

LAVAMATIC 110 34



ANC™ ADVANCED NOISE CONTROL

SILENT.

ANC™ reduces the noise level.

ANC™ WITHOUT ANC™



BENEFITS

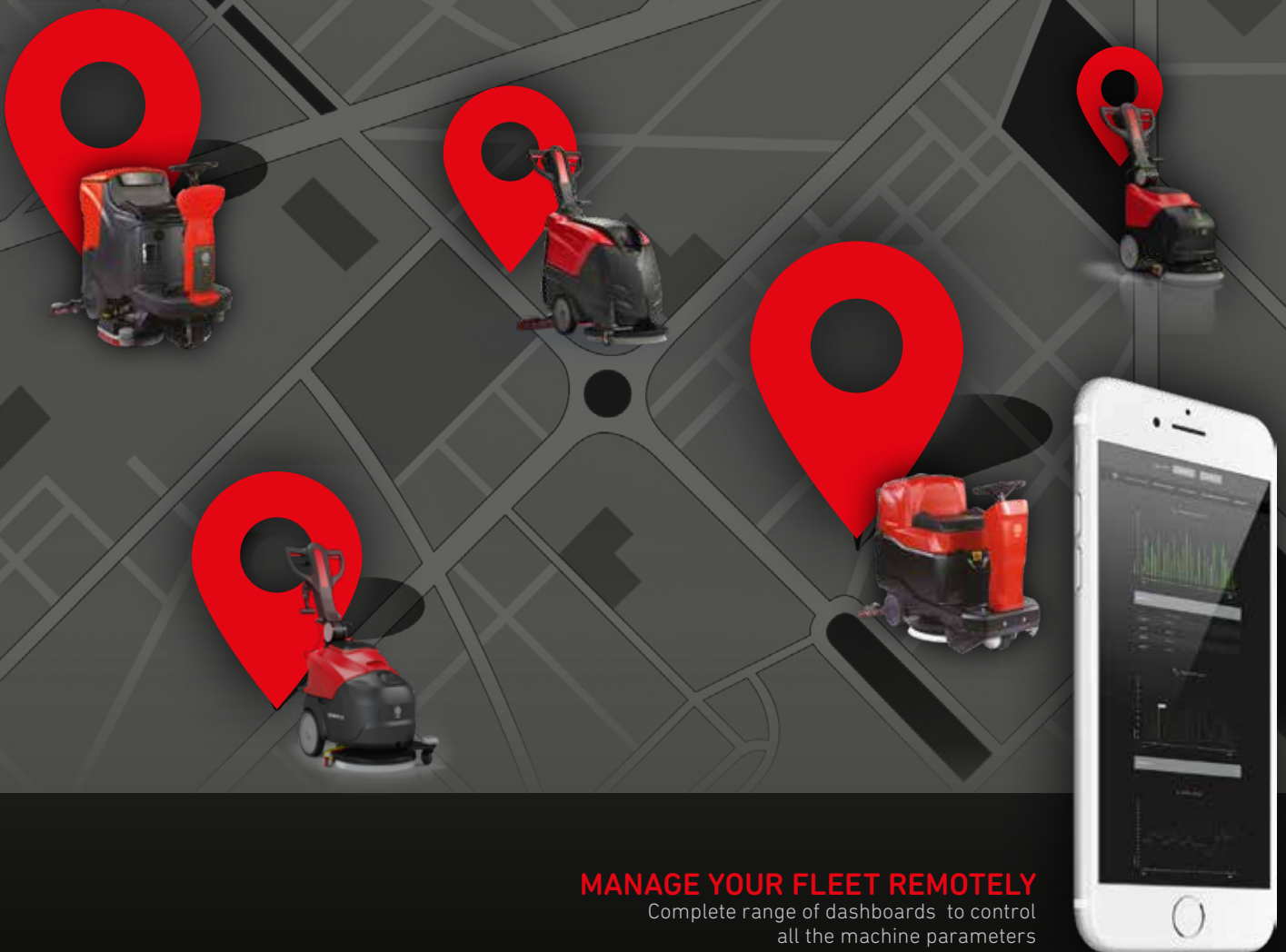
- 01 Amongst the lowest noise levels in the marketplace.
- 02 Extremely low noise where silence is necessary.
- 03 Does not disturb in crowded areas.



TELEMATICS GPS

LOCATES YOUR MACHINES, ANYWHERE, ANYTIME.

You can keep track by your smartphone tablet and pc: machine's position, user ID identification, battery cycles, motor consumption, effective machine use. [Optional].



MANAGE YOUR FLEET REMOTELY

Complete range of dashboards to control all the machine parameters

BENEFITS

- 01 Optimize your costs in fleet management.
- 02 Know who uses your machines (user ID identification).
- 03 Main maintenance parameters under control.



ECO
SELECT

LESS ENERGY – HIGHER PRODUCTIVITY – LESS NOISE


Eco Select allows to decrease energy consumption and increase running time of up to 20% in every day cleaning operations. Noise levels are lower than 2 dB allowing cleaning operations even in areas where silence is required. Programmed maintenance time gaps are longer with consequent cost reduction.

ECOSELECT WITHOUT ECOSELECT



ENERGY

WITHOUT




+20% - WITH



WATER ONLY FOR LAVAMATIC 80

WITHOUT



-2 DB - WITH



RUNNING TIME



NOISE LEVEL

BENEFITS

- 01 Increase running time up to 20%.
- 02 Saves water and chemical consumption.
- 03 Reduces noise even more when required.



SLS™ SELF LEVELING SYSTEM

CONSTANT HIGH CLEANING PERFORMANCES.

SLS™ - mechanical or electronic system allows great cleaning performance by fully adapting brushes with floor unevenness. Electronic or mechanical system in according by a models.



MECHANICAL SYSTEM BRUSH PRESSURE BY WEIGHT



ELECTRONIC SYSTEM SET AND CONSTANT BRUSH PRESSURE



BENEFITS

- 01 Excellent and constant floor cleaning results.
- 02 Optimises brush consumptions.
- 03 Electronic system even more effective and efficient.

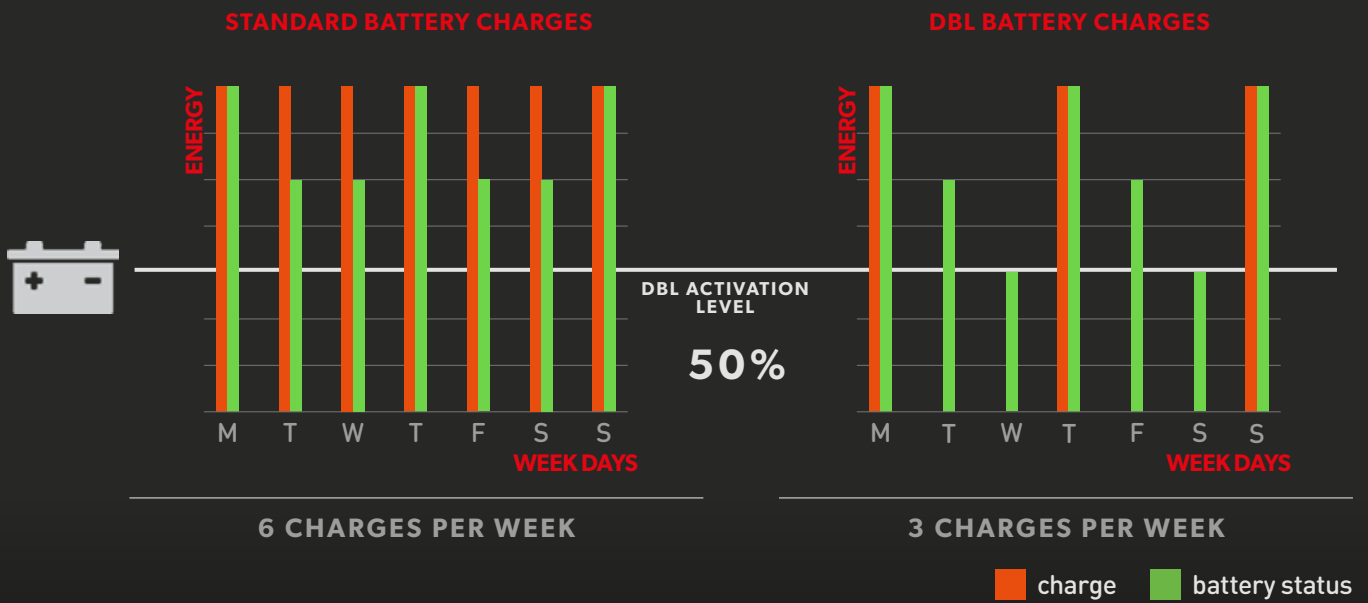


DBL™
DOUBLE
BATTERY LIFE

OPTIMIZE BATTERY CYCLES.

DBL™ optimizes charging cycles and increases battery life up to 100%.
 Standard on IPC high frequency battery charger.

DBL TECHNOLOGY BENEFITS



BENEFITS

- 01 Extended battery life up to 100%.
- 02 Optimize the charging cycles.
- 03 Recharging optimizes only when required.



MEMORY CARD

YOUR SERVICE FULLY UNDER CONTROL.

Full control of your machine with service assistance management. Memory card allows to download on PC, tablet and mobile the machine's working parameters. A dedicated software will easily identify the most important datas, such as: battery chargers cycles, brush motor consumption, working hours and error messages.



BENEFITS

- 01 Monitoring the battery life.
- 02 Keep machine under control.
- 03 Plan maintenance program.



SERVICE MENU

INNOVATIVE PREVENTION FEATURE

The system allows the constant management of scheduled maintenance.



BENEFITS

- 01 A message alerts the operator to call the service when required.
- 02 Critical issues prevention.
- 03 Reduced maintenance costs.



BACTERIA
CONTROL

biosan *rapide* WT

RECOVERY TANK SANIFICATION

Biosan is a new product in the cleaning industry. It has been developed to sanitize the scrubber drier's recovery tank that is a fertile environment for bacteria growth, origin of odours and source of harmful pathogens spread by vacuum motor air flow.

More than 99.999% of bacteria are eradicated overnight and a pleasant fragrance covers residual odours.



**ERADICATES 99,999%
OF BACTERIA**



Pseudomonas
aeruginosa



Escherichia
coli

BENEFITS

- 01 Overnight action that eradicates 99.999% bacteria, odours source and harmful pathogens.
- 02 Patented vapour technology, sanification of all surfaces, no direct contact needed
- 03 Ingredients are natural and behaviour friendly.

 **genesis**
BIOSCIENCES



Integrated
Professional
Cleaning

RETAIL



CLEANING INDOOR FLOORING

- ▶ FRESH ZONES FOR VEGETABLES, FISH AND MEAT STORAGE: CENTRALIZED BATHROOMS
- ▶ CAFETERIAS, STAFF ROOMS AND KITCHENS
- ▶ PREWASHING AND DAILY CLEANING OPERATIONS

CLEANING LARGE AREAS

- ▶ MULTY-STOREY PARKING CAR PARKS
- ▶ HALLWAYS AND CORRIDORS
- ▶ WAREHOUSE CLEANING

DISTRIBUTION

- ▶ CLEANING BETWEEN PALLETS AISLES, SHELVES AND IN RESTRICTED AREAS
- ▶ PREWASHING OPERATIONS AND MAINTENANCE CLEANING
- ▶ LOADING & UNLOADING BAYS CLEANING

HORECA



RESTAURANTS

- ▶ MAINTENANCE CLEANING
- ▶ KITCHEN AND DINING ROOMS
- ▶ HALLWAYS AND COMMON AREAS

HOTELS

- ▶ HALLWAYS AND COMMON AREAS
- ▶ CONVENTION CENTERS CLEANING
- ▶ STORAGE ROOMS CLEANING

CLEANING EXTERNAL AREAS

- ▶ HALLWAYS AND COMMON AREAS
- ▶ PARKING AND STORAGE AREAS CLEANING
- ▶ SILOS AND MULTY-STOREY CAR PARKS

CLEANING CONTRACTORS



SHOPS

- ▶ MAINTENANCE CLEANING
- ▶ INDOOR AREAS
- ▶ TOILETS

SERVICES

- ▶ RESIDENTIAL AREAS
- ▶ CANTEENS
- ▶ PUBLIC SERVICES

INDUSTRY

- ▶ OFFICES CLEANING
- ▶ DEEP CLEANING
- ▶ PRODUCTION AREAS & WAREHOUSES

MUNICIPALITIES



PUBLIC INSTITUTIONS

- ▶ MAINTENANCE CLEANING
- ▶ HALLWAYS AND COMMON AREAS CLEANING
- ▶ CORRIDORS AND ELEVATORS CLEANING

SCHOOLS & UNIVERSITIES

- ▶ DAILY CLEANING
- ▶ ENTRANCE, HALLWAYS AND COMMON AREAS CLEANING
- ▶ CLASSROOMS CLEANING

HOSPITALITY

- ▶ HALLWAYS AND COMMON AREAS CLEANING
- ▶ DAILY CLEANING
- ▶ HIGH-RISK AND INTENSIVE CARE AREAS CLEANING

LAVAMATIC 15

MAX PRODUCTIVITY

1225 m²/h

**BATTERIES
RUNNING TIME**

1 h

**WATER TANK
RUNNING TIME**

40'
working session



ROLLER VERSION



LAVAMATIC 15 B35-B35R: BATTERY AND BATTERY CHARGER INCLUDED

MOST FREQUENTLY USE



INNOVATIONS



ECO
SELECT



DBL™
DOUBLE
BATTERY
LIFE



SLST™
SELF
LEVELING
SYSTEM



TELEMATICS
GPS



BACTERIA
CONTROL

SPECS



FOLDABLE HANDLE



CARPET KIT



PRESET WORKING
PROGRAMS

TECHNICAL DATA

		LAVAMATIC 15 B35	LAVAMATIC 15 C35	LAVAMATIC 15 B35R	LAVAMATIC 15 C35R
Code		LPTB06929	LPTE00598	LPTB01796	LPTE00639
PERFORMANCE					
Max theoretical productivity	m ² /h	1225	1225	1225	1225
Cleaning path	mm	350	350	350	350
Water tank capacity (solution recovery)	l	16/19	16/19	16/19	16/19
Max running time	min	70	Unlimited	70	Unlimited
Voltage	V-Ah	24[2x12]-29 GEL	230-50/60	24[2x12]-29 GEL	230-50/60
Installed power	W	550	400	550	400
Brush pressure	kg	25	25	16	25
Squeegee width	mm	450	450	450	450
Max speed	km/h	3,5	3,5	3,5	3,5
Weight	kg	59	37,5	60	52
Dimension (LxWxH)	mm	960x550x1220	960x550x1220	753x440x1220	753x440x1220

STANDARD ACCESSORIES

		LAVAMATIC B35	LAVAMATIC C35	LAVAMATIC B35R	LAVAMATIC C35R
BRUSHES					
PPL SOFT		SPPV01481	SPPV01481	-	-
CYLINDRICAL BRUSH - PPL SOFT		-	-	SPPV01552	SPPV01552
SQUEEGEE BLADES					
LATEX FRONT BLADE		MPVR05917 536mm	MPVR05917 536mm	-	-
LATEX REAR BLADE		MPVR05918 596mm	MPVR05918 596mm	-	-
OIL RESISTANT PU FRONT BLADES		-	-	MPVR31594 536mm	MPVR31594 536mm
OIL RESISTANT PU REAR BLADES		-	-	MPVR10734 596mm	MPVR10734 596mm

CONSUMABLES (Codes available on price list)

BRUSHES



CYLINDRICAL BRUSHES



PADS/SUPER PADS



SQUEEGEE BLADES



OPTIONAL ACCESSORIES

CODE: MPVR05950

**SPLASH GUARD
(DISC VERSION)**



CODE: KTRI02257

EXTERNAL SUCTION KIT



CODE: KTRI04731

**KIT CARPET CT15R B
(ROLLER VERSION)**



CODE: KTRI04761

**KIT CARPET CT15R C
230VAC (ROLLER VERSION)**



CODE: KTRI04762

**KIT CARPET CT15R C
115VAC (ROLLER VERSION)**



CODE: KTRI04779

**EXTERNAL INJECTION -
EXTRACTION KIT**



CODE: PRCH00578

**BIOSAN RAPIDE WT
(30PCS/30DAYS)**



BATTERIES AND BATTERY CHARGERS

BATTERIES	N°	CHARACTERISTICS	DIMENSION	RUNNING TIME	BATTERY CHARGERS
IPC AGM battery BAAC00114	2	12V 29 Ah [C5]	196x130x168	70 min	On board battery charger 24V 5 Ah KTRI02305
EXIDE gel battery BAAC00123	2	12V 25 Ah [C5]	210x175x175	80 min	On board battery charger 24V 5 Ah KTRI02305

RECOMMENDED BATTERIES AND BATTERY CHARGERS

LAVAMATIC 30

MAX PRODUCTIVITY

1575 m²/h

**BATTERIES
RUNNING TIME**

1,5 h

**WATER TANK
RUNNING TIME**

45'
working session



LAVAMATIC B45 ECO: BATTERY AND BATTERY CHARGER INCLUDED

MOST FREQUENTLY USE



INNOVATIONS



ECO
SELECT



DBL™
DOUBLE
BATTERY
LIFE



SLS™
SELF
LEVELING
SYSTEM



TELEMATICS
GPS



BACTERIA
CONTROL

SPECS



FOLDABLE HANDLE



PRESET WORKING
PROGRAMS



THREE-PHASE VACUUM MOTOR

TECHNICAL DATA

		LAVAMATIC 30 C45 LPT00599	LAVAMATIC 30 B45 ECO LPTB01525
Code			
PERFORMANCE			
Max theoretical productivity	m ² /h	1575	1575
Cleaning path	mm	450	450
Water tank capacity (solution recovery)	l	28/30	28/30
Max running time	min	Unlimited	90
Voltage	V-Ah	230-50/60	24(2x12)-50 AGM
Installed power	W	400	550
Brush pressure	kg	17/21	17/21
Squeegee width	mm	400	550
Max speed	km/h	3,5	3,5
Weight	kg	53	98
Dimension (LxWxH)	mm	960x550x1220	960x550x1220

STANDARD ACCESSORIES

	LAVAMATIC 30 C45	LAVAMATIC 30 B45 ECO
BRUSHES		
BRUSH	SPPV01188	SPPV01188
SQUEEGEE BLADES		
LATEX FRONT BLADE	MPVR05953 - 660mm	MPVR05953 - 660mm
LATEX REAR BLADE	MPVR05954 - 715mm	MPVR05954 - 715mm

CONSUMABLES (Codes available on price list)

BRUSHES



PADS/SUPER PADS



SQUEEGEE BLADES



OPTIONAL ACCESSORIES

CODE: MPVR05966
SPLASH GUARD



CODE: KTRI02257
EXTERNAL SUCTION KIT



CODE: KTRI02084
REAR HD SQUEEGEE KIT



CODE: PRCH00578
BIOSAN RAPIDE WT
(30PCS/30DAYS)



BATTERIES AND BATTERY CHARGERS

BATTERIES	N°	CHARACTERISTICS	DIMENSION	RUNNING TIME	BATTERY CHARGERS
IPC AGM battery BAAC00117	2	12V 74 Ah (C5)	257x172x212	150 min	On board battery charger 24V 10Ah KTRI02245
EXIDE gel battery BAAC00124	2	12V 63 Ah (C5)	261x171x210	130 min	On board battery charger 24V 10Ah KTRI02245
AGM battery (only Eco) BAAC00134	2	12V 50 Ah (C5)	229x138x212	90 min	On board battery charger 24V 5 Ah KTRI02305

LAVAMATIC 45

MAX PRODUCTIVITY

1750 m²/h

**BATTERIES
RUNNING TIME**

2,5 h

**WATER TANK
RUNNING TIME**

50'
working session



LAVAMATIC 45 B50: BATTERY AND BATTERY CHARGER INCLUDED

MOST FREQUENTLY USE



INNOVATIONS



ECO
SELECT



DBL™
DOUBLE
BATTERY
LIFE



SLS™
SELF
LEVELING
SYSTEM



TELEMATICS
GPS



BACTERIA
CONTROL

SPECS



FOLDABLE HANDLE



PRESET WORKING
PROGRAMS



THREE-PHASE VACUUM MOTOR

TECHNICAL DATA

		LAVAMATIC 45 B50 LPTB02630	LAVAMATIC 45 C50 LPTE00597
Code			
PERFORMANCE			
Max theoretical productivity	m2/h	1750	1750
Cleaning path	mm	500	500
Water tank capacity (solution recovery)	l	40/45	40/45
Max running time	min	140	Unlimited
Voltage	V-Ah	24(2x12)-74 GEL	230-50/60
Installed power	W	550	400
Brush pressure	kg	16/25	16/25
Squeegee width	mm	730	730
Max speed	km/h	3,5	3,5
Weight	kg	110	65
Dimension (LxWxH)	mm	821x576x1220	821x576x1220

STANDARD ACCESSORIES

	LAVAMATIC 45 B50	LAVAMATIC 45 C50
BRUSHES		
BRUSH	SPPV01332	SPPV01332
SQUEEGEE BLADES		
LATEX FRONT BLADE	MPVR06287 - 815mm	MPVR06287 - 815mm
LATEX REAR BLADE	MPVR06288 - 715mm	MPVR06288 - 715mm

CONSUMABLES (Codes available on price list)

BRUSHES



PADS/SUPER PADS



SQUEEGEE BLADES



OPTIONAL ACCESSORIES

CODE: MPVR05966
SPLASH GUARD



CODE: KTRI02140
CHEM DOSE



CODE: KTRI02257
EXTERNAL SUCTION KIT



CODE: PRCH00578
BIOSAN RAPIDE WT
(30PCS/30DAYS)



BATTERIES AND BATTERY CHARGERS

BATTERIES	N°	CHARACTERISTICS	DIMENSION	RUNNING TIME	BATTERY CHARGERS
IPC AGM battery BAAC00117	2	12V 74 Ah (C5)	257x172x212	150 min	On board battery charger 24V 10Ah KTRI02245
EXIDE gel battery BAAC00124	2	12V 63 Ah (C5)	261x171x210	130 min	On board battery charger 24V 10Ah KTRI02245

LAVAMATIC 46

MAX PRODUCTIVITY

1750 m²/h

**BATTERIES
RUNNING TIME**

3 h

**WATER TANK
RUNNING TIME**

50'
working session



BATTERY AND BATTERY CHARGER NOT INCLUDED

MOST FREQUENTLY USE



INNOVATIONS



ECO
SELECT



DBL™
DOUBLE
BATTERY
LIFE



UDC™
ULTIMATE
DRAIN
COMBO



SLS™
SELF
LEVELING
SYSTEM



BACTERIA
CONTROL

SPECS



FOLDABLE HANDLE



LARGE BATTERY BOX



PATENTED TRANSPORT WHEEL

TECHNICAL DATA

		LAVAMATIC 46 B50 LPTB02939	LAVAMATIC 46 C50 LPTE00661
Code			
PERFORMANCE			
Max theoretical productivity	m ² /h	1750	1750
Cleaning path	mm	500	500
Water tank capacity (solution recovery)	l	40/46	40/46
Max running time	min	180	Unlimited
Voltage	V-Ah	24(2x12)-105 GEL	230-50/60
Installed power	W	910	950
Brush pressure	kg	16/25	16/25
Squeegee width	mm	730	730
Max speed	km/h	3,5	3,5
Weight	kg	120	68
Dimension (LxWxH)	mm	855x580x1220	855x580x1220

STANDARD ACCESSORIES

	LAVAMATIC 46 B50	LAVAMATIC 46 C50
BRUSHES		
BRUSH	SPPV01332	SPPV01332
SQUEEGEE BLADES		
LATEX FRONT BLADE	MPVR06287 - 815mm	MPVR06287 - 815mm
LATEX REAR BLADE	MPVR06288 - 715mm	MPVR06288 - 715mm

CONSUMABLES (Codes available on price list)

BRUSHES



PADS/SUPER PADS



SQUEEGEE BLADES



OPTIONAL ACCESSORIES

CODE: MPVR06072
SPLASH GUARD



CODE: KTRI04804
CHEM DOSE



CODE: KTRI02257
EXTERNAL SUCTION KIT



CODE: PRCH00578
BIOSAN RAPIDE WT
(30PCS/30DAYS)



BATTERIES AND BATTERY CHARGERS

BATTERIES	N°	CHARACTERISTICS	DIMENSION	RUNNING TIME	BATTERY CHARGERS
IPC gel battery BAAC00105	2	12V 105 Ah [C5]	345x170x285	180 min	Stand alone high frequency BLS010 - BACA00133 On board battery charger 24V 15 Ah - KTRI0480
EXIDE gel battery BAAC00024	2	12V 105 Ah [C5]	345x174x283	180 min	Stand alone high frequency BLS010 - BACA00133 On board battery charger 24V 15 Ah - KTRI0480
Acid tubular plate BAAC00136	2	12V 85 Ah [C5]	308x175x225	190 min	Stand alone high frequency BLS010 - BACA00133 Stand alone low frequency 24V 12 Ah - BACA00060 On board battery charger 24V 15 Ah - KTRI0480
EXIDE gel battery BAAC00124	2	12V 63 Ah [C5]	261x171x210	180 min	Stand alone high frequency BLS010 - BACA00133 On board battery charger 24V 15 Ah - KTRI0480
Acid tubular plate BAAC00070	2	12V 118 Ah [C5]	345x170x285	190 min	Stand alone high frequency BLS010 - BACA00133 Stand alone low frequency 24V 12 Ah - BACA00060 On board battery charger 24V 15 Ah - KTRI0480

LAVAMATIC 40

MAX PRODUCTIVITY

1750 m²/h

BATTERIES
RUNNING TIME

2,5 h

WATER TANK
RUNNING TIME

45'
working session



LAVAMATIC 40 B50: BATTERY AND BATTERY CHARGER INCLUDED

MOST FREQUENTLY USE



INNOVATIONS



DBL™
DOUBLE
BATTERY
LIFE



SLS™
SELF
LEVELING
SYSTEM



TELEMATICS
GPS



BACTERIA
CONTROL

SPECS



INTUITIVE CONTROL PANEL



SEPARATE DETERGENT
DOSING SYSTEM. (OPTIONAL)



ANTI-FOAM SYSTEM WITH
SPECIAL ELECTROMECHANICAL
SUCTION MOTOR PROTECTION

TECHNICAL DATA

		LAVAMATIC 40 C50 LPT E00600	LAVAMATIC 40 B50 LPT B01548
Code			
PERFORMANCE			
Max theoretical productivity	m ² /h	1750	1750
Cleaning path	mm	500	500
Water tank capacity (solution recovery)	l	40/50	40/50
Max running time	min	Unlimited	140
Voltage	V-Ah	230-50	24(2x12)- 105 GEL
Installed power	W	550	480
Brush pressure	kg	23	23
Squeegee width	mm	815	815
Max speed	km/h	3,5	3,5
Weight	kg	83	139
Dimension (LxWxH)	mm	1230x516x960	1230x516x960

STANDARD EQUIPMENT

	LAVAMATIC 40 C50	LAVAMATIC 40 B50
BRUSHES		
PPL soft	SPPV01498	SPPV01498
CYLINDRICAL BRUSH - PPL SOFT Ø 0,3 mm		
SQUEEGEE BLADES		
LATEX FRONT BLADE	MPVR08039 - 880mm	MPVR08039 - 880mm
LATEX REAR BLADE	MPVR08035 - 900mm	MPVR08035 - 900mm

CONSUMABLES (Codes available on price list)

BRUSHES	PADS/SUPER PADS	SQUEEGEE BLADES
		

OPTIONAL ACCESSORIES

CODE: MECB42513 MAIN CABLE M/F SOCKET - 20 m [3X2,5 mm² 230V - 50HZ] 	CODE: KTRI02274 ACCESSORIES SUPPORT KIT 	CODE: KTRI01763 CHEM DOSE KIT 	CODE: KTRI01870 SOLUTION TANK DRAIN AND LEVEL HOSE KIT 	CODE: MPVR05611 SPLASH GUARD 
CODE: KTRI01573 DISCHARGE HOSE 	CODE: KTRI02257 EXTERNAL SUCTION KIT 	CODE: PRCH00578 BIOSAN RAPIDE WT (30PCS/30DAYS) 		

BATTERIES AND BATTERY CHARGERS

BATTERIES	N°	CHARACTERISTICS	DIMENSION	RUNNING TIME	BATTERY CHARGERS
IPC gel battery BAAC00105	2	12V 105 Ah [C5]	345x170x285	150 min	On board battery charger 24V 10 Ah - KTRI01703 Stand alone high frequency BLS010 - BACA00133
EXIDE gel battery BAAC00024	2	12V 105 Ah [C5]	345x174x283	150 min	On board battery charger 24V 10 Ah - KTRI01703 Stand alone high frequency BLS010 - BACA00133
Acid tubular plate BAAC00136	2	12V 85 Ah [C5]	308x175x225	160 min	On board battery charger 24V 10 Ah - KTRI01703 Stand alone high frequency BLS010 - BACA00133 Stand alone low frequency 24V 12 Ah - BACA00060
Dry charge flate plate BAAC00009	2	12V 105 Ah [C5]	261x171x210	160 min	On board battery charger 24V 10 Ah - KTRI01703 Stand alone high frequency BLS010 - BACA00133 Stand alone low frequency 24V 12 Ah - BACA00060
Acid tubular plate BAAC00070	2	12V 118 Ah [C5]	345x170x285	160 min	On board battery charger 24V 10 Ah - KTRI01703 Stand alone high frequency BLS010 - BACA00133 Stand alone low frequency 24V 12 Ah - BACA00060

RECOMMENDED BATTERIES AND BATTERY CHARGERS

LAVAMATIC 70

MAX PRODUCTIVITY

2700 m²/h

**BATTERIES
RUNNING TIME**

2,5 h

**WATER TANK
RUNNING TIME**

60'
working session



DOUBLE BRUSH VERSION



BATTERY AND BATTERY CHARGER INCLUDED

MOST FREQUENTLY USE



INNOVATIONS



SPECS



INTUITIVE CONTROL PANEL



SEPARATE DETERGENT DOSING SYSTEM. (OPTIONAL)



ANTI-FOAM SYSTEM WITH SPECIAL ELECTROMECHANICAL SUCTION MOTOR PROTECTION

TECHNICAL DATA

		LAVAMATIC 70 BT55 LPTB01549	LAVAMATIC 70 BT60 LPTB01550*
Code			
PERFORMANCE			
Max theoretical productivity	m ² /h	2475	2700
Cleaning path	mm	550	600
Water tank capacity (solution recovery)	l	70/75	70/75
Max running time	min	120	120
Voltage	V-Ah	24(2x12) - 105 GEL	24(2x12) - 105 GEL
Installed power	W	480	480
Brush pressure	kg	18,5	30,5
Squeegee width	mm	815	815
Max speed	km/h	4,5	4,5
Weight	kg	91,5	93,7
Dimension (LxWxH)	mm	1230x587x960	1210x680x960

STANDARD EQUIPMENT

	LAVAMATIC 70 BT55	LAVAMATIC 70 BT60
BRUSHES		
PPL SOFT	SPPV01505	SPPV01473
SQUEEGEE BLADES		
LATEX FRONT BLADE	MPVR08039 - 880mm	MPVR08039 - 880mm
LATEX REAR BLADE	MPVR08035 - 900mm	MPVR08035 - 900mm

CONSUMABLES (Codes available on price list)

BRUSHES



PADS/SUPER PADS



SQUEEGEE BLADES



OPTIONAL ACCESSORIES

CODE: KTRI01763
CHEM DOSE KIT



CODE: MPVR05611
SPLASH GUARD



CODE: KTRI01573
DISCHARGE HOSE



CODE: KTRI01870
SOLUTION TANK DRAIN
AND LEVEL HOSE KIT



CODE: KTRI02257
EXTERNAL SUCTION KIT



CODE: KTRI02257
EXTERNAL SUCTION KIT



CODE: PRCH00578
BIOSAN RAPIDE WT
(30PCS/30DAYS)



BATTERIES AND BATTERY CHARGERS

BATTERIES	N°	CHARACTERISTICS	DIMENSION	RUNNING TIME	BATTERY CHARGERS
IPC gel battery BAAC00105	2	12V 105 Ah [C5]	345x170x285	150 min	On board battery charger 24V 10 Ah- KTRI01703 Stand alone high frequency BLS010 - BACA00133
EXIDE gel battery BAAC00024	2	12V 105 Ah [C5]	345x174x283	150 min	On board battery charger 24V 10 Ah- KTRI01703 Stand alone high frequency BLS010 - BACA00133
Acid tubular plate BAAC00136	2	12V 85 Ah [C5]	308x175x225	160 min	On board battery charger 24V 10 Ah- KTRI01703 Stand alone high frequency BLS010 - BACA00133 Stand alone low frequency 24V 12 Ah BACA00060
Dry charge flate plate BAAC00009	2	12V 105 Ah [C5]	261x171x210	160 min	On board battery charger 24V 10 Ah- KTRI01703 Stand alone high frequency BLS010 - BACA00133 Stand alone low frequency 24V 12 Ah BACA00060
Acid tubular plate BAAC00070	2	12V 118 Ah [C5]	345x170x285	160 min	On board battery charger 24V 10 Ah- KTRI01703 Stand alone high frequency BLS010 - BACA00133 Stand alone low frequency 24V 12 Ah BACA00060

RECOMMENDED BATTERIES AND BATTERY CHARGERS

LAVAMATIC 100

MAX PRODUCTIVITY

3825 m²/h

BATTERIES
RUNNING TIME

4,5 h

WATER TANK
RUNNING TIME

100'
working session



BATTERY AND BATTERY CHARGER INCLUDED

MOST FREQUENTLY USE



INNOVATIONS



DBL™
DOUBLE
BATTERY
LIFE



SLS™
SELF
LEVELING
SYSTEM



TELEMATICS
GPS



BACTERIA
CONTROL

SPECS



LARGE BATTERY BOX



BRUSH HEAD SETTABLE BY
ACTUATOR



HIGH QUALITY MOTOR GEAR
BOX

TECHNICAL DATA

		LAVAMATIC 100 BT70 LPTB01552	LAVAMATIC 100 BT85 LPTB01553
Code			
PERFORMANCE			
Max theoretical productivity	m ² /h	3150	3825
Cleaning path	mm	700	850
Water tank capacity (solution recovery)	l	100/110	100/110
Max running time	min	250	250
Voltage	V-Ah	24(4x6) - 250 GEL	24(4x6) - 250 GEL
Installed power	W	650	650
Brush pressure	kg	67	69
Squeegee width	mm	950	950
Max speed	km/h	4,5	4,5
Weight	kg	170	173
Dimension (LxWxH)	mm	1596x744x1075	1641x880x1075

STANDARD ACCESSORIES

	LAVAMATIC 100 BT70	LAVAMATIC 100 BT85
BRUSHES		
BRUSH	SPPV01472	SPPV01516
SQUEEGEE BLADES		
LATEX FRONT BLADE	MPVR08040 - 1020mm	MPVR08040 - 1020mm
LATEX REAR BLADE	MPVR08036 - 1020mm	MPVR08036 - 1020mm

CONSUMABLES (Codes available on price list)

BRUSHES



PADS/SUPER PADS



SQUEEGEE BLADES



OPTIONAL ACCESSORIES

CODE: KTRI02052
DEBRIS COLLECTOR



CODE: KTRI02257
EXTERNAL SUCTION KIT



CODE: PRCH00578
BIOSAN RAPIDE WT
(30PCS/30DAYS)



BATTERIES AND BATTERY CHARGERS

BATTERIES	N°	CHARACTERISTICS	DIMENSION	RUNNING TIME	BATTERY CHARGERS
IPC gel battery BAAC00106	4	6V 180 Ah [C5]	244x192x275	180	On bord battery charger 24V 25Ah - KTRI02178 Stand alone high frequency BLS020 BACA00134
EXIDE gel battery BAAC00026	4	6V 180 Ah [C5]	246x192x275	180	On bord battery charger 24V 25Ah - KTRI02178 Stand alone high frequency BLS020 BACA00134
Acid tubolar plate BAAC00074	4	6V 185 Ah [C5]	240x190x275	190	On bord battery charger 24V 25Ah - KTRI02178 Stand alone high frequency BLS020 BACA00134
GEL battery BAAC00108	4	6V 222 Ah [C5]	260x180x295	240	On bord battery charger 24V 25Ah - KTRI02178 Stand alone high frequency BLS020 BACA00134 Stand alone high frequency BLS030 BACA00138
EXIDE gel battery BAAC00017	4	6V 222 Ah [C5]	311x183x358	240	On bord battery charger 24V 25Ah - KTRI02178 Stand alone high frequency BLS020 BACA00134 Stand alone high frequency BLS030 BACA00138
Acid tubolar plate BAAC00062	4	6V 320Ah [C5]	243x197x275	250	On bord battery charger 24V 25Ah - KTRI02178 Stand alone high frequency BLS020 BACA00134 Stand alone high frequency BLS030 BACA00138
Acid tubolar plate BAAC00077	4	6V 222 Ah [C5]	305x180x365	300	Stand alone low frequency 24V 30 Ah BACA00066

LAVAMATIC 80

MAX PRODUCTIVITY

4068 m²/h

BATTERIES RUNNING TIME

4,5 h

WATER TANK RUNNING TIME

60' working session



DOUBLE BRUSH VERSION



BATTERY AND BATTERY CHARGER INCLUDED

MOST FREQUENTLY USE



INNOVATIONS

- ECO SELECT
- ANCTM ADVANCED NOISE CONTROL
- DBLTM DOUBLE BATTERY LIFE
- SLSTM SELF LEVELING SYSTEM
- TELEMATICS GPS
- BACTERIA CONTROL

SPECS



4 BATTERIES LODGED IN 1ST CATEGORY



PRESET WORKING PROGRAMS



MEMORY CARD

TECHNICAL DATA

		LAVAMATIC 80 BT55	LAVAMATIC 80 BT60	LAVAMATIC 80 BT70
Code		LPTB02782	LPTB01899	LPTB01900
PERFORMANCE				
Max theoretical productivity	m ² /h	3180	3684	4068
Cleaning path	mm	530	614	678
Water tank capacity (solution recovery)	l	80/83	80/83	80/83
Productivity for shift	m ²	up to 2475	up to 2700	up to 3150
Max running time	min	over 150	over 240	over 240
Voltage	V-Ah	24[2x12]-105	24[4x6]-180	24[4x6]-180
Installed power	W	480	550	550
Brush pressure	kg	22	50	50
Squeegee width	mm	710	942	942
Max speed	km/h	6	6	6
Weight	kg	204	271,5	282,6
Dimension (LxWxH)	mm	1310x673x1030	1310x675x1030	1310x760x1030

STANDARD ACCESSORIES

	LAVAMATIC 80 BT55	LAVAMATIC 80 BT60	LAVAMATIC 80 BT70
BRUSHES			
BRUSH	SPPV01352	SPPV01473	SPPV01472
SQUEEGEE BLADES			
LATEX FRONT BLADE	MPVR06287 - 660mm	MPVR08040 - 1020mm	MPVR08040 - 1020mm
LATEX REAR BLADE	MPVR06288 - 715mm	MPVR08036 - 1020mm	MPVR08036 - 1020mm

CONSUMABLES (Codes available on price list)

BRUSHES



PADS



SQUEEGEE BLADES



OPTIONAL ACCESSORIES

CODE: KTRIV02232
CHEM DOSE KIT



CODE: KTRIO2229
FLASHING BEACON KIT



CODE: KTRIO2252
CLEAN WATER DRAIN KIT



CODE: KTRIO2233
FRONT BUMPER KIT



CODE: KTRIO2234
REAR BUMPER KIT



CODE: KTRIO2235
ACCESSORIES KIT



CODE: KTRIO2247
AUTO-REFILL SYSTEM



CODE: KTRIO2257
EXTERNAL SUCTION KIT



CODE: KTRIO4689
FRONT ACCESSORIES
HOLDER (ONLY FOR BT55)

PICTURE
NOT
AVAILABLE

CODE: KTRIO2249
SPLASH GUARD

PICTURE
NOT
AVAILABLE

CODE: PRCH00578
BIOSAN RAPIDE WT
(30PCS/30DAYS)



BATTERIES AND BATTERY CHARGERS

BATTERIES	N°	CHARACTERISTICS	DIMENSION	RUNNING TIME	BATTERY CHARGERS
IPC gel battery BAAC00105	2	12V 105 Ah [C5]	345x170x285	140	On board battery charger 24V 15Ah KTRIO2231 Stand alone high frequency BLS010 BACA00133
EXIDE gel battery BAAC00024	2	12V 105 Ah [C5]	345x175x285	140	On board battery charger 24V 15Ah KTRIO2231 Stand alone high frequency BLS010 BACA00133
Acid tubular plate BAAC00070	2	12V 118 Ah [C5]	345x174x283	150	On board battery charger 24V 15Ah KTRIO2231 Stand alone high frequency BLS010 BACA00133
IPC gel battery BAAC00106	4	6V 180 Ah [C5]	244x192x275	270	On board battery charger 24V 25Ah KTRIO2230 Stand alone high frequency BLS020 BACA00134
EXIDE gel battery BAAC00026	4	6V 180 Ah [C5]	240x190x275	270	On board battery charger 24V 25Ah KTRIO2230 Stand alone high frequency BLS020 BACA00134
Acid tubular plate BAAC00074	4	6V 185 Ah [C5]	246x192x275	270	On board battery charger 24V 25Ah KTRIO2230 Stand alone high frequency BLS020 BACA00134 Stand alone low frequency 24V 30 Ah BACA00066

RECOMMENDED BATTERIES AND BATTERY CHARGERS

LAVAMATIC 110

MAX PRODUCTIVITY

4550 m²/h

BATTERIES
RUNNING TIME

4 h

WATER TANK
RUNNING TIME

100'
working session



BATTERY AND BATTERY CHARGER INCLUDED

MOST FREQUENTLY USE



INNOVATIONS



SPECS



INTUITIVE CONTROL PANEL



INTEGRATED CHEM DOSE



EASY MAINTENANCE

TECHNICAL DATA

		LAVAMATIC 110 BT70
Code		LPTB01578
PERFORMANCE		
Max theoretical productivity	m ² /h	4550
Cleaning path	mm	700
Water tank capacity (solution recovery)	l	110/115
Max running time	min	240
Voltage	V-Ah	24 (4x6) - 222 GEL
Installed power	W	550
Brush pressure	kg	45
Squeegee width	mm	940
Max speed	km/h	6,5
Weight	kg	214
Dimension (LxWxH)	mm	1504x759x1021

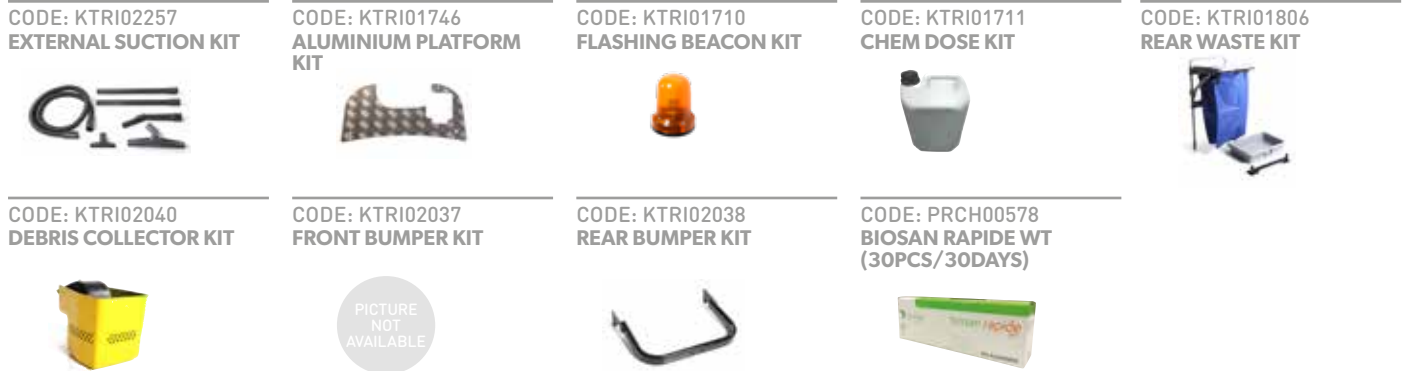
STANDARD EQUIPMENT

		LAVAMATIC 110 BT70
BRUSHES		
Brush		SPPV01472
CYLINDRICAL BRUSH - PPL SOFT Ø 0,4 mm		
SQUEEGEE BLADES		
LATEX FRONT BLADE		MPVR08040 - 1020mm
LATEX REAR BLADE		MPVR08036 - 1020mm

CONSUMABLES (Codes available on price list)



OPTIONAL ACCESSORIES



BATTERIES AND BATTERY CHARGERS

BATTERIES	N°	CHARACTERISTICS	DIMENSION	RUNNING TIME	BATTERY CHARGERS
IPC gel battery BAAC00106	4	6V 180 Ah [C5]	244x192x275	210	On board battery charger 24V 25 Ah KTRI0170 Stand alone high frequency BLS020 - BACA00134
EXIDE gel battery BAAC00026	4	6V 180 Ah [C5]	246x192x275	210	On board battery charger 24V 25 Ah KTRI0170 Stand alone high frequency BLS020 - BACA00134
Acid tubular plate BAAC00074	4	6V 185 Ah [C5]	240x190x275	210	On board battery charger 24V 25 Ah KTRI01709 Stand alone high frequency BLS020 - BACA00134 Stand alone low frequency 24V 30 Ah BACA00066
AGM battery BAAC00107	4	6V 222 Ah [C5]	260x180x295	250	On board battery charger 24V 25 Ah KTRI01709 Stand alone high frequency BLS020 - BACA00134



SWEEPERS

INNOVATIONS 38

SUGGESTED SECTORS 42

WALK BEHIND

LION 500 M 44

LION 460 46

LION 520 48

LION 600 50

RIDE ON

1250 52



DBL™
DOUBLE
BATTERY LIFE

DOUBLE BATTERY LIFE

The system ensures double amount of rides in one battery life.



BATTERY LIFE

BENEFITS

- 01 Extended battery life (double life extension)
- 02 Charging cycle optimization
- 03 100% lifespan increase
- 04 Avoid needless recharges
- 05 Recharge only when required



SLST™ SELF-LEVELLING SYSTEM

CONSTANT HIGH CLEANING PERFORMANCES.

SLS™ System can be electric or mechanical and allows great cleaning performances thanks to a constant pressure on the floor.



BENEFITS

- 01 Brush head self-levelling & self-adjusting
- 02 A perfect adherence of brushes to floors
- 03 System can be either mechanical or electronic according to machine model



SERVICE MENU

MAXIMUM MACHINE PROTECTION WITH SERVICE MENU

The machine is equipped with a service menu that warns to call the service when needed



BENEFITS

- 01 Prevention from serious machine damages
- 02 Reduced maintenance costs
- 03 Extension of machine lifespan



SOFT SURFACE CLEANING

CONSTANT HIGH CLEANING PERFORMANCES

Electronical or mechanical system that allows great cleaning performances thanks to a constant pressure on the floor.



BENEFITS

- 01 Brush head self-levelling & self-adjusting
- 02 A perfect adherence of brushes to floors

RETAIL



CLEANING INDOOR FLOOR SURFACES

- ▶ COMMON AREAS
- ▶ GREEN AREAS / LEAVES / DUST / DEBRIS
- ▶ DAILY CLEANING OPERATIONS

CLEANING LARGE AREAS

- ▶ INDOOR PARKING AREAS
- ▶ HALLWAYS AND CORRIDORS
- ▶ WAREHOUSE CLEANING

DISTRIBUTION

- ▶ CLEANING BETWEEN PALLETS AND AISLE, SHELVES AND IN LIMITED AREAS
- ▶ CLEANING BETWEEN PALLETS AISLES, SHELVES AND IN RESTRICTED AREAS
- ▶ LOADING & UNLOADING BAYS CLEANING

HORECA



RESTAURANTS

- ▶ MAINTENANCE CLEANING
- ▶ CARPETED ROOMS MAINTENANCE
- ▶ HALLWAYS AND COMMON AREAS

HOTELS

- ▶ HALLWAYS AND COMMON AREAS
- ▶ CONVENTION CENTERS CLEANING
- ▶ STORAGE ROOMS CLEANING

CLEANING EXTERNAL AREAS

- ▶ HALLWAYS AND COMMON AREAS
- ▶ PARKING AND STORAGE AREAS CLEANING
- ▶ SILOS AND MULTY-STOREY CAR PARKS

CLEANING CONTRACTORS



SHOPS

- ▶ MAINTENANCE CLEANING
- ▶ INDOOR AREAS
- ▶ EXTERNAL AREAS

SERVICES

- ▶ RESIDENTIAL AREAS
- ▶ CANTEENS
- ▶ PUBLIC SERVICES

INDUSTRY

- ▶ OFFICES CLEANING
- ▶ DEEP CLEANING
- ▶ PRODUCTION AREAS & WAREHOUSES

MUNICIPALITIES



PUBLIC INSTITUTIONS

- ▶ MAINTENANCE CLEANING
- ▶ HALLWAYS AND COMMON AREAS CLEANING
- ▶ CORRIDORS AND ELEVATORS CLEANING

SCHOOLS & UNIVERSITIES

- ▶ DAILY CLEANING
- ▶ ENTRANCE, HALLWAYS AND COMMON AREAS CLEANING
- ▶ CLASSROOM CLEANING

HOSPITALITY

- ▶ HALLWAYS AND COMMON AREAS CLEANING
- ▶ INDOOR & OUTDOOR PARKING
- ▶ EXTERNAL AREAS

LION 500 M

MAX PRODUCTIVITY

2345 m²/h

MAIN BRUSH PATH

490 mm

VOLTAGE SYSTEM

Manual



MOST FREQUENTLY USE



SPECS



STEEL FRAME STRUCTURE



EASY ACCESS TO ALL COMPONENTS



ADJUSTABLE HANDLE

TECHNICAL DATA

Code		LION 500 M
		MSUT00705
PERFORMANCE		
Main brush cleaning path width	mm	490
Side brush cleaning path width	mm	670
Max theoretical productivity	m ² /h	2345
Hopper capacity	l	24
Hopper Discharge System	Type/mm	Low-Manual
Max speed	km/h	3,5
Max Climb	%	2
Weight without batteries	kg	24
Dimension (LxWxH)	mm	1300x920x920

STANDARD ACCESSORIES

		510M
BRUSHES		
MAIN BRUSH		SPPV24793
SIDE BRUSH		SPPV24794

LION 460

MAX PRODUCTIVITY

2187 m²/h

MAIN BRUSH PATH

460 mm

VOLTAGE SYSTEM

12 v



BATTERY CHARGER INCLUDED

MOST FREQUENTLY USE



INNOVATIONS



SPECS



LARGE WASTE TRAY



INTUITIVE CONTROL PANEL



ADJUSTABLE HANDLE

TECHNICAL DATA

		LION 460
Code		MSUT00715*
PERFORMANCE		
Main brush cleaning path width	mm	460
Side brush cleaning path width	mm	625
Max theoretical productivity	m ² /h	2187
Voltage	V-Ah	12
Installed power	W /HP	320 W
Hopper capacity	l	35
Hopper Discharge System	Type/mm	Low-Manual
Filtering surface	m ²	1
Fylter type		Panel -paper
Max speed	km/h	3,5
Max Climb	%	2
Weight whithout batteries	kg	38
Dimension (LxWxH)	mm	1033x615x994

STANDARD ACCESSORIES

		464
BRUSHES		
MAIN BRUSH		PMVR01121
SIDE BRUSH		SPPV00303
FILTERS		
FILTER		FTDP00013

BATTERIES AND BATTERY CHARGERS

BATTERIES	N°	CHARACTERISTIC	DIMENSION	RUNNING TIME	BATTERY CHARGERS
AGM battery BAAC00019	1	12V 42 Ah (C5)	195x165x175	110	Standard Included 12V 5Ah

LION 520

MAX PRODUCTIVITY

2450 m²/h

MAIN BRUSH PATH

500 mm

VOLTAGE SYSTEM

12 v



MOST FREQUENTLY USE



INNOVATIONS



SPECS



INTUITIVE CONTROL PANEL



LARGE FRONTAL WASTE TRAY



EASY MAINTENANCE

TECHNICAL DATA

		520 ET	520 ST
Code		MSUT00712	MSUT00708
PERFORMANCE			
Main brush cleaning path width	mm	500	500
Side brush cleaning path width	mm	700	700
Max theoretical productivity	m ² /h	2450	2450
Voltage	V-Ah	12	12
Installed power	W /HP	300 W	4 Hp
Hopper capacity	l	65	65
Hopper Discharge System	Type/mm	Low-Manual	Low-Manual
Filtering surface	m ²	3	3
Fylter type		Panel -paper	Panel -paper
Max speed	km/h	3,5	3,5
Max Climb	%	2	2
Weight whitout batteries	kg	75	88,5
Dimension (LxWxH)	mm	1160x810x1000	1160x810x1000

STANDARD ACCESSORIES

	520 ET	520 ST
BRUSHES		
MAIN BRUSH	SPPV00051	SPPV00051
SIDE BRUSH	SPPV76057	SPPV76057
FILTERS		
FILTER	FTDP76065	FTDP76065

BATTERIES AND BATTERY CHARGERS

BATTERIES	N°	CHARACTERISTIC	DIMENSION	RUNNING TIME	BATTERY CHARGERS
IPC gel battery BAAC00105	1	12V 105 Ah [C5]	345x170x285	210 min	Stand alone high frequency BLS010 - BACA00133
EXIDE gel battery BAAC00024	1	12V 105 Ah [C5]	345x174x283	210 min	Stand alone high frequency BLS010 - BACA00133
Acid tubolar plate BAAC00136	1	12V 85 Ah [C5]	308x175x225	210 min	Stand alone high frequency BLS010 - BACA00133 Stand alone low frequency 24V 12 Ah - BACA00060
EXIDE gel battery BAAC00124	1	12V 63 Ah [C5]	261x171x210	210 min	Stand alone high frequency BLS010 - BACA00133
Acid tubolar plate BAAC00070	1	12V 118 Ah [C5]	345x170x285	220 min	Stand alone high frequency BLS010 - BACA00133 Stand alone low frequency 24V 12 Ah - BACA00060

PORTOTECNICA™

member of **IPC**

SWEEPERS - WALK BEHIND

LION 600

MAX PRODUCTIVITY

2975 m²/h

MAIN BRUSH PATH

700 mm

VOLTAGE SYSTEM

12 v



MOST FREQUENTLY USE

RETAIL



HORECA



CLEANING CONTRACTORS



MUNICIPALITIES



INNOVATIONS



SOFT
CLEANING
SURFACE



DBL™
DOUBLE
BATTERY
LIFE

SPECS



ELECTRIC FILTER SHAKER



FRONTAL PARKING WHEEL



COMFORTABLE COMMANDS

TECHNICAL DATA

		600 ET	600 ST
Code		MSUT00713	MSUT00710
PERFORMANCE			
Main brush cleaning path width	mm	600	600
Side brush cleaning path width	mm	850	850
Max theoretical productivity	m ² /h	2975	2975
Voltage	V-Ah	12	
Installed power	W /HP	400 W	4 Hp
Hopper capacity	l	50	50
Hopper Discharge System	Type/mm	Low-Manual	Low-Manual
Filtering surface	m ²	2,9	2,9
Fylter type		Panel -paper	Panel -paper
Max speed	km/h	3,5	3,5
Max Climb	%	2	2
Weight whithout batteries	kg	93	126
Dimension (LxWxH)	mm	1225x943x903	1225x943x903

STANDARD ACCESSORIES

	600 ET	600 ST
BRUSHES		
MAIN BRUSH	SPPV35380	SPPV35380
SIDE BRUSH	SPPV75790	SPPV75790
FILTERS		
FILTER	FTDP88118	FTDP88118

BATTERIES AND BATTERY CHARGERS

BATTERIES	N°	CHARACTERISTIC	DIMENSION	RUNNING TIME	BATTERY CHARGERS
IPC gel battery BAAC00105	1	12V 105 Ah (C5)	345x170x285	90	On board high frequency 24V 10 Ah - KTRI01580 Stand alone high frequency BLS010 - BACA00133
EXIDE gel battery BAAC00024	1	12V 105 Ah (C5)	345x170x285	90	On board high frequency 24V 10 Ah - KTRI01580 Stand alone high frequency BLS010 - BACA00133
Acid tubolar plate battery BAAC00136	1	12V 85 Ah (C5)	308x175x225	90	On board high frequency 24V 10 Ah KTRI01580 Stand alone high frequency BLS010 - BACA00133 Stand alone low frequency 24V 12Ah -BACA00060
Acid tubolar plate battery BAAC00070	1	12V 118 Ah (C5)	345x170x285	90	On board high frequency 24V 10 Ah KTRI01580 Stand alone high frequency BLS010 - BACA00133 Stand alone low frequency 24V 12Ah -BACA00060
Acid flat plate battery BAAC00009	1	12V 105 Ah (C5)	345x170x286	90	On board high frequency 24V 10 Ah KTRI01580 Stand alone high frequency BLS010 - BACA00133 Stand alone low frequency 24V 12Ah -BACA00060
Acid flat plate battery BAAC00011	1	12V 60 Ah (C5)	278x175x190	60	On board high frequency 24V 10 Ah KTRI01580 Stand alone high frequency BLS010 - BACA00133 Stand alone low frequency 24V 12Ah -BACA00060
Acid flat plate battery BAAC00012	1	12V 75 Ah (C5)	325x175x212	60	On board high frequency 24V 10 Ah KTRI01580 Stand alone high frequency BLS010 - BACA00133 Stand alone low frequency 24V 12Ah -BACA00060

1250

MAX PRODUCTIVITY

7440 m²/h

MAIN BRUSH PATH

680 mm

VOLTAGE SYSTEM

12-24 v



MOST FREQUENTLY USE



INNOVATIONS



DBL™
DOUBLE
BATTERY
LIFE



SERVICE
MENU

SPECS



CONTROL PANEL



DEBRIS HOPPER OF GREAT
CAPACITY,



BATTERY BOX

TECHNICAL DATA

		LION 1250 E - BATTERY MSUB00711	LION 1250 P - PETROL MSUB00666
Code			
PERFORMANCE			
Main brush cleaning path width	mm	680	680
Side brush cleaning path width	mm	1200	1150
Max theoretical productivity	m ² /h	7440	7130
Voltage	V-Ah	24	12
Installed power	W /HP	1530 W	4,5 Hp
Hopper capacity	l	67	67
Hopper Discharge System	Type/mm	Low-Manual	Low-Manual
Filtering surface	m ²	3,3	3,3
Fylter type		Panel -paper	Panel -paper
Max speed	km/h	6,2	6,2
Max Climb	%	12	12
Weight whitout batteries	kg	258	325
Dimension (LxWxH)	mm	1615x905x1210	1615x905x1210

STANDARD ACCESSORIES

	1250 E	1250 P
BRUSHES		
MAIN BRUSH	SPPV75791	SPPV75791
SIDE BRUSH	SPPV00018	SPPV00018
FILTERS		
FILTER	FTDP00214	FTDP00214

OPTIONAL ACCESSORIES

CODE: KTRI02279
FRONT BUMPER KIT

CODE: KTRI02280
FRONT LIGHT KIT
(FOR 1250 E - 1250 DP-P))

CODE: KTRI05056
FRONT LIGHT KIT
(FOR 1250 P)

CODE: KTRI04766
NON-MARKING FLAPS

CODE: KTRI02348
NON-MARKING WHEELS

CODE: KTRI02342
250 AH C5 BATTERY
LOCKING SYSTEM

BATTERIES AND BATTERY CHARGERS

BATTERIES	N°	CHARACTERISTIC	DIMENSION	RUNNING TIME	BATTERY CHARGERS
IPC gel battery BAAC00106	4	6V 180 Ah (C5)	244X192X275	180	Stand alone high frequency BLS020 - BACA00134
EXIDE gel battery BAAC00026	4	6V 180 Ah (C5)	246X192X275	170	Stand alone high frequency BLS020 - BACA00134
Acid tubolar plate BAAC00074	4	6V 185 Ah (C5)	240X190X275	175	Stand alone high frequency BLS020 - BACA00134
GEL battery * BAAC00108	4	6V 222 Ah (C5)	305X180X365	270	Stand alone high frequency BLS020 - BACA00134
EXIDE gel battery * BAAC00017	4	6V 222 Ah (C5)	311X183X358	250	Stand alone high frequency BLS020 - BACA00134
Acid tubolar plate battery BAAC00136	2	12V 85 Ah (C5)	308x175x225	60	Stand alone high frequency BLS010 - BACA00133

* RECOMMENDED WITH KTRI02342

PACKAGING

The background features a series of overlapping, angular gray shapes that create a sense of depth and movement. The shapes are composed of various shades of gray, from light to dark, and are arranged in a way that suggests a three-dimensional structure or a stylized landscape. The overall composition is clean and modern, with a focus on geometric forms and color contrast.

SCRUBBER DRIERS

Code	Model	Carton	Pallet + carton	Nr° / pallet	Dimension			Volume	Weight
					L mm	W mm	H mm		
LPTB06929	LAVAMATIC 15 B35	•		6	810	460	640	0,24	61,80
LPTE00598	LAVAMATIC 15 C35	•		6	810	460	640	0,24	43,50
LPTB01796	LAVAMATIC 15 B35R		•	1	810	460	640	0,24	61,80
LPTE00639	LAVAMATIC 15 C35R		•	1	810	460	640	0,24	66,60
LPTE00599	LAVAMATIC 30 C45		•	1	1000	650	960	0,62	65,00
LPTB01525	LAVAMATIC 30 B45 ECO		•	1	1000	650	960	0,62	100,00
LPTB02630	LAVAMATIC 45 B50		•	1	1020	720	970	0,71	117,00
LPTE00597	LAVAMATIC 45 C50		•	1	1020	720	970	0,71	82,00
LPTB02939	LAVAMATIC 46 B50		•	1	1270	680	1130	0,98	81,00
LPTE00661	LAVAMATIC 46 C50		•	1	1270	680	1130	0,98	85,00
LPTE00600	LAVAMATIC 40 C50		•	1	1270	680	1130	0,98	110,50
LPTB01548	LAVAMATIC 40 B50		•	1	1270	680	1130	0,98	89,00
LPTB01549	LAVAMATIC 70 BT55		•	1	1250	820	1140	1,17	103,00
LPTB01550	LAVAMATIC 70 BT60		•	1	1250	820	1140	1,17	117,00
LPTB01552	LAVAMATIC 100 BT70		•	1	1780	940	1250	2,09	214,00
LPTB01553	LAVAMATIC 100 BT85		•	1	1780	940	1250	2,09	222,20
LPTB02782	LAVAMATIC 80 BT55		•	1	1450	795	1141	1,31	151,00
LPTB01899	LAVAMATIC 80 BT60		•	1	1450	795	1141	1,31	164,20
LPTB01900	LAVAMATIC 80 BT70		•	1	1450	795	1141	1,31	165,20
LPTB01578	LAVAMATIC 110 BT70		•	1	1530	950	1460	2,12	240,50

SWEEPERS

Code	Model	Carton	Pallet + carton	Nr° / pallet	Dimension			Volume	Weight
					L mm	W mm	H mm		
MSUT00705	LION 500 M	•		4	780	920	420	0,30	28,00
MSUT00715	LION 460	•		6	920	670	570	0,35	54,40
MSUT00712	LION 520 ET	•		1	1080	790	1040	0,89	49,00
MSUT00708	LION 520 ST		•	1	1080	790	1040	0,89	112,50
MSUT00713	LION 600 ET		•	1	1150	830	960	0,92	127,80
MSUT00710	LION 600 ST		•	1	1150	830	960	0,92	112,00
MSUB00711	LION 1250 E		•	1	1730	1080	1360	2,54	321,40
MSUB00666	LION 1250 P		•	1	1730	1080	1360	2,54	367,00

По вопросам продаж и поддержки обращайтесь:

Алматы (7273)495-231	Казань (843)206-01-48	Новокузнецк (3843)20-46-81	Смоленск (4812)29-41-54
Архангельск (8182)63-90-72	Калининград (4012)72-03-81	Новосибирск (383)227-86-73	Сочи (862)225-72-31
Астрахань (8512)99-46-04	Калуга (4842)92-23-67	Омск (3812)21-46-40	Ставрополь (8652)20-65-13
Барнаул (3852)73-04-60	Кемерово (3842)65-04-62	Орел (4862)44-53-42	Сургут (3462)77-98-35
Белгород (4722)40-23-64	Киров (8332)68-02-04	Оренбург (3532)37-68-04	Тверь (4822)63-31-35
Брянск (4832)59-03-52	Краснодар (861)203-40-90	Пенза (8412)22-31-16	Томск (3822)98-41-53
Владивосток (423)249-28-31	Красноярск (391)204-63-61	Пермь (342)205-81-47	Тула (4872)74-02-29
Волгоград (844)278-03-48	Курск (4712)77-13-04	Ростов-на-Дону (863)308-18-15	Тюмень (3452)66-21-18
Вологда (8172)26-41-59	Липецк (4742)52-20-81	Рязань (4912)46-61-64	Ульяновск (8422)24-23-59
Воронеж (473)204-51-73	Магнитогорск (3519)55-03-13	Самара (846)206-03-16	Уфа (347)229-48-12
Екатеринбург (343)384-55-89	Москва (495)268-04-70	Санкт-Петербург (812)309-46-40	Хабаровск (4212)92-98-04
Иваново (4932)77-34-06	Мурманск (8152)59-64-93	Саратов (845)249-38-78	Челябинск (351)202-03-61
Ижевск (3412)26-03-58	Набережные Челны (8552)20-53-41	Севастополь (8692)22-31-93	Череповец (8202)49-02-64
Иркутск (395)279-98-46	Нижний Новгород (831)429-08-12	Симферополь (3652)67-13-56	Ярославль (4852)69-52-93
Россия (495)268-04-70	Киргизия (996)312-96-26-47	Казахстан (7172)727-132	